






Macaroonies – Plant Care Made Easy!

	 			
	<p style="text-align: center;">Step 1 - Assembly</p> <p>A. Put the system together. Scan the <u>above</u> QR code for the instructions.</p> <p>B. Fill a bucket to about 60% with room temperature water.</p> <p>C. Plug the smart plug into the wall. Scan the QR code <u>to the left</u> to configure it.</p> <p>D. Plug the water pump power plug into the smart plug.</p>	<p style="text-align: center;">Step 2 - Seedling</p> <p>A. Break off a square piece of rockwool.</p> <p>B. Put 5 seeds into the hole in the rockwool.</p> <p>C. Place the rockwool into the plant pod (mesh cup).</p> <p>D. Put the plant pod into one of the holes in the system.</p>	<p style="text-align: center;">Step 3 – Full Plant</p> <p>A. Check that the rockwool in each plant pod is moist.</p> <p>B. Cut off any dead leaves to help the plant grow.</p>	<p style="text-align: center;">Step 4 – Harvest</p> <p>A. When leaves are big, full, and green, use clean scissors to cut the outer leaves first.</p> <p>B. Rinse with clean water, dry gently, and store in the fridge.</p>
<p style="text-align: center;">TIPS</p>	<ul style="list-style-type: none"> • Use filtered or tap water. • Add hydroponic nutrient solution (e.g., Miracle-Gro 28-8-16) powder to the water. • Set the smart plug to run for 1 minute every 2 hours. • Place the system in a sunny spot or use LED grow lights. • Plants need 12–16 hours of light daily. Keep the temperature between 18–24°C. 	<ul style="list-style-type: none"> • Lettuce grows fast. • Mint love lots of water. Place their plant pods at the top. • Keep a simple journal of what you add and what changes. • Gentle vibrations may help plants grow better. 	<ul style="list-style-type: none"> • Use string or trim plants to control their size. • Do not let one plant take over space from others. 	<ul style="list-style-type: none"> • Harvest in the morning when plants are freshest. • Only take 1 out of every 3 leaves. • Harvest often to help plants grow more. • Eat fresh for the best taste.
<ul style="list-style-type: none"> • Rotate the system to ensure that all sides receive equal amount of sunlight • Change the water every 2 weeks. Reuse the old water by pouring it onto soil-based plants. • You can play soft, calm music (like classical or nature sounds). • Share pictures, questions and tips of your Smart Aqua System progress with the Macaroonies. 				